

# **OCEANS ONE ELEVATOR LOBBY FENESTRATION PROJECT**

**Flores-Hager & Associates  
Keystone Engineering and Consulting  
Project Summary # 2  
August 21st through September 1st, 2017  
City of Daytona Beach Shores Permit  
# 20171318**

The six assigned personnel met their goal during the two week period with the fenestration installations at floors 17, 18 and 19 elevator lobbies. The ES manufactured, heavy commercial, window wall assemblies are now in place at the elevator lobbies at floors 22, 21, 20, 19, 18 and 17. Removal of the existing windows and kneewall cap at floor 16 started on August 1<sup>st</sup>, 2017.

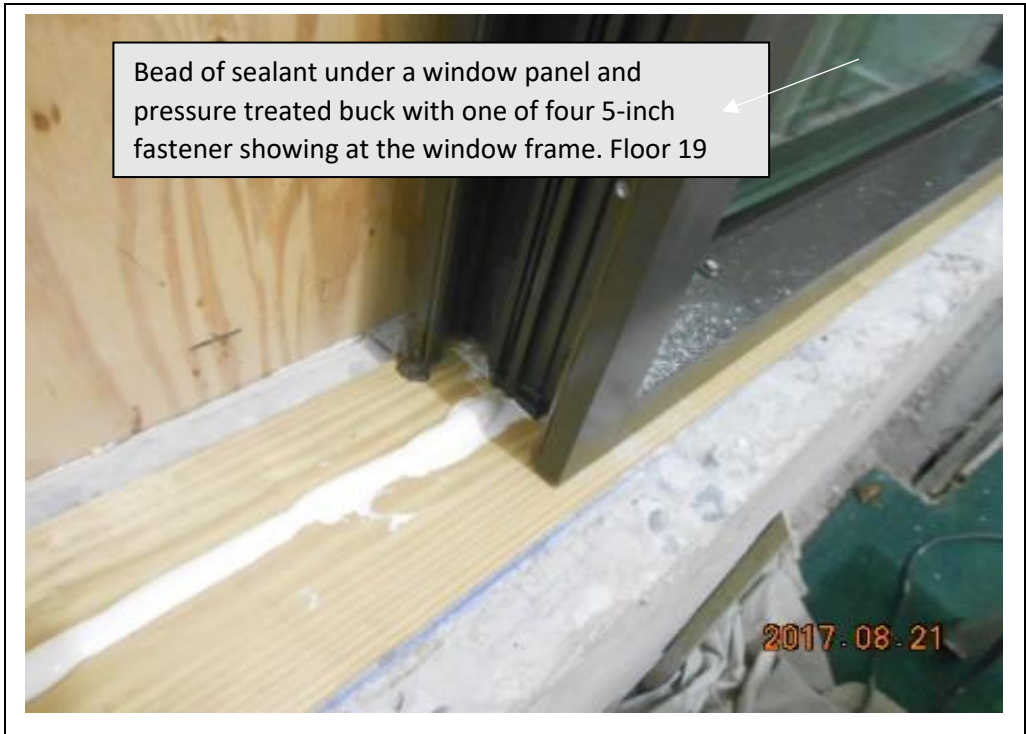
The interior window perimeter kneewalls and textured ceiling work followed the window installs at each floor along with pressure treated furring strips and foil-faced insulation in place at the face of the kneewalls. Drywall will be installed at the face of the kneewalls and marble window sills as soon as the building department approve the rough inspection. The popcorn textured application being applied at the ceiling abutting the windows at the 22<sup>nd</sup> floor is an acceptable match to the adjacent finish.


Photo shows new center lobby windows installed at floors 22, 21 and 20



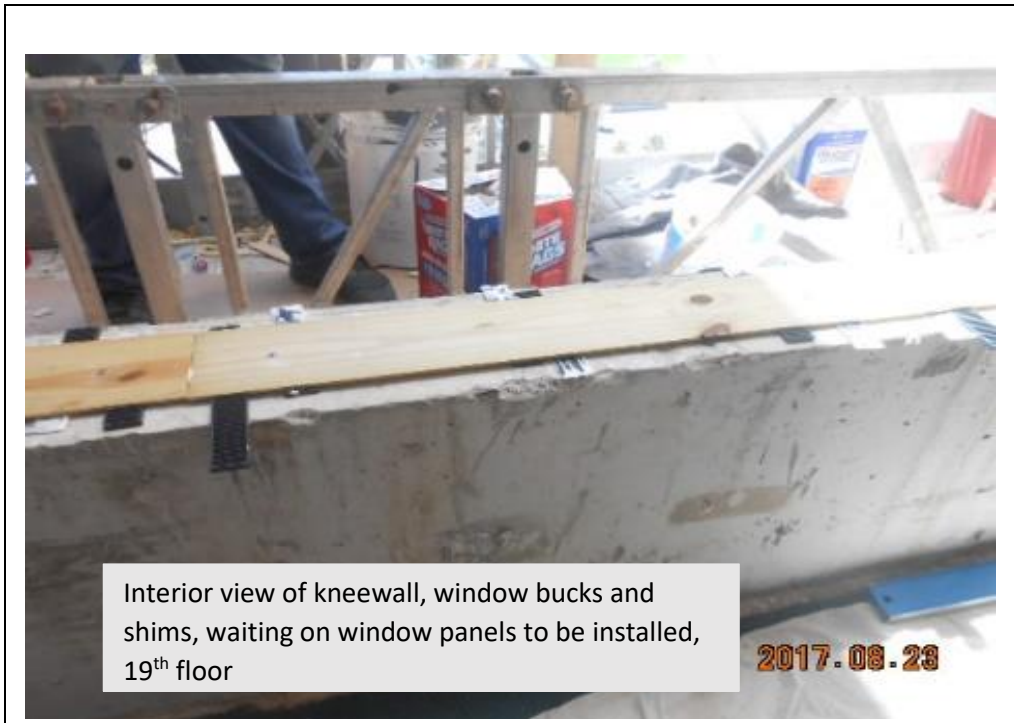
A total of seven window panels are needed at each window opening, 19<sup>th</sup> floor shown







Work in progress at window opening, floor 19



Interior view of kneewall, window bucks and shims, waiting on window panels to be installed, 19<sup>th</sup> floor

